

Toothpick puzzle

- 24 toothpicks per student
- A coin

What You Do:

1. Pick one of the puzzles.
2. Lay out the toothpicks in the pattern you see on the paper.
3. Tell your group how you want them to change the pattern.
4. Watch them go!
5. Once they've solved the first puzzle, move on to the next one.
6. The answers are included, but it's more fun if you only refer to them as a last resort.

Puzzles

- 1) Remove one toothpick to leave three squares.



- 2) Remove six toothpicks to leave four triangles.



- 3) Take away two toothpicks and leave two squares.



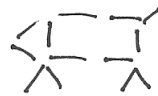
- 4) Make the fish swim the opposite way by moving three toothpicks and the coin.



- 5) Remove six toothpicks and leave two squares.



- 6) Move two toothpicks to make the pig go the opposite way.



- 7) Remove three toothpicks and leave three squares.



- 8) Move two toothpicks to get the ball out from between the posts.



- 9) Remove eight toothpicks and leave three squares.

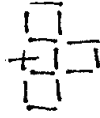


- 10) Move four toothpicks and leave three equilateral triangles.



ANSWERS:

- 1) Remove one toothpick to leave three squares.




- 2) Remove six toothpicks to leave four triangles.



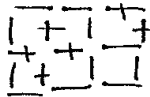
- 3) Take away two toothpicks and leave two squares.



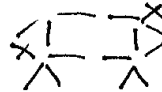
- 4) Make the fish swim the opposite way by moving three toothpicks and the coin.



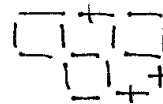
- 5) Remove six toothpicks and leave two squares.



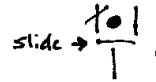
- 6) Move two toothpicks to make the pig go the opposite way.



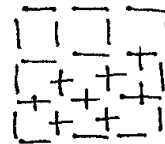
- 7) Remove three toothpicks and leave three squares.



- 8) Move two toothpicks to get the ball out from between the posts.



- 9) Remove eight toothpicks and leave three squares.



- 10) Move four toothpicks and leave three equilateral triangles.

