



Lowercase Letters

## Writing the letter u

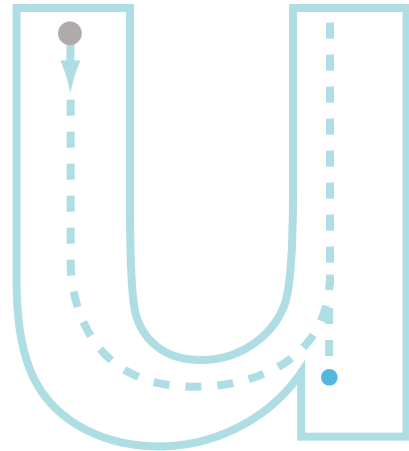
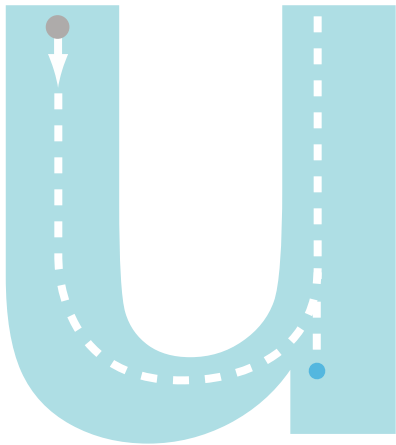
1

Circle the lowercase letter **u** in the sentence below.  
Then draw a picture of the sentence.

The ducks have fun under the sun!

2

Draw a line from the gray dot (●) to the green dot (●).







3

Now trace the letter u on the lines below.  
Then print the letter u yourself!




# Busy U Book

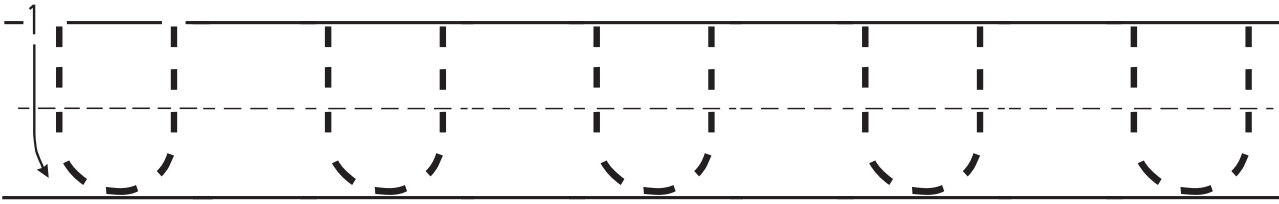
Help finish the "U" book! With the help of a parent cut out the pictures that start with the "U" sound. Then glue them in the book to complete the "U" book.



This is the letter U.



Trace the letter U.



Say the name of each picture. Write the letter U next to the pictures that start with the letter U.



\_\_\_\_\_

-----

\_\_\_\_\_



\_\_\_\_\_

-----

\_\_\_\_\_



\_\_\_\_\_

-----

\_\_\_\_\_



\_\_\_\_\_

-----

\_\_\_\_\_

