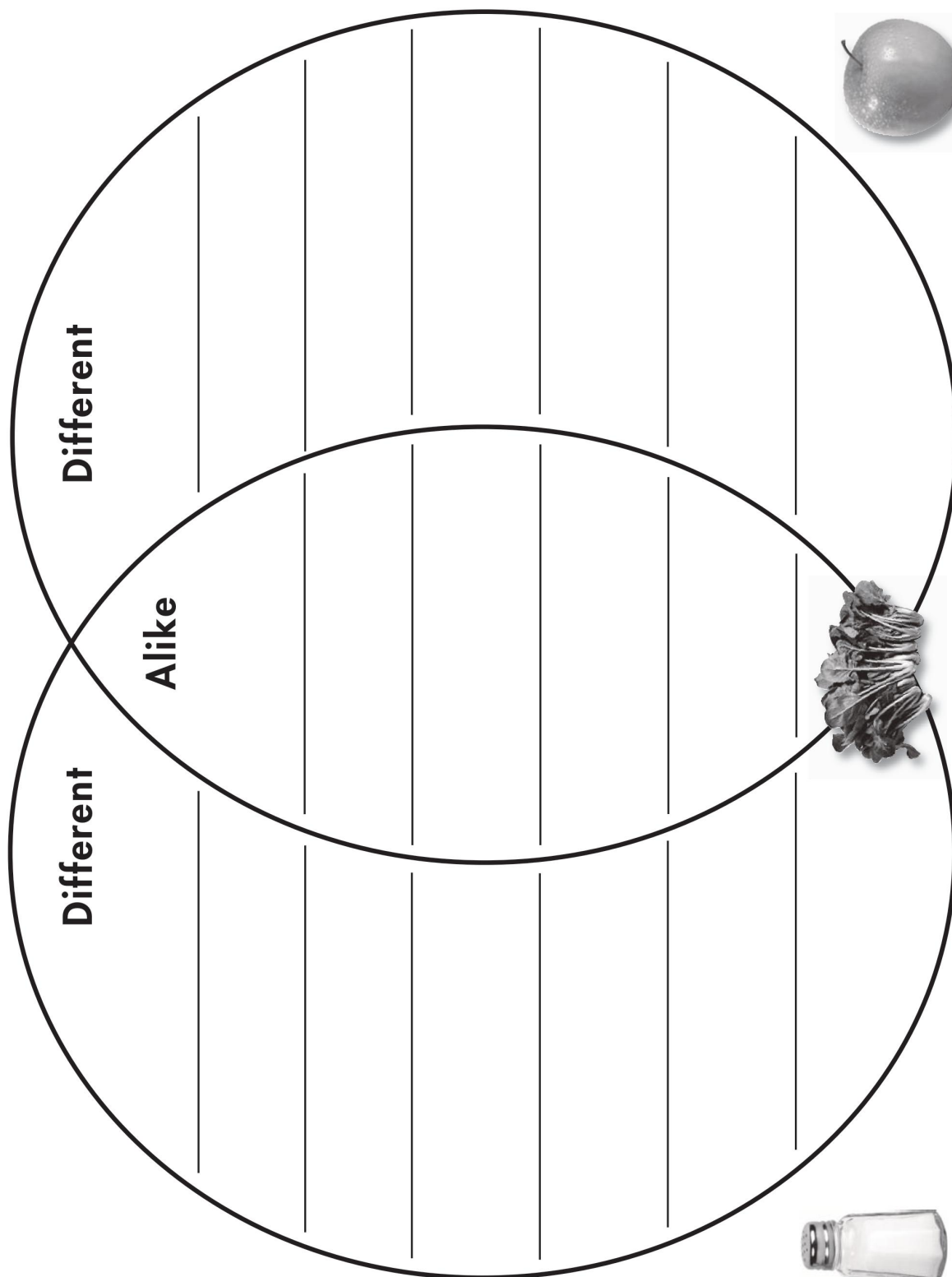


Name \_\_\_\_\_

Topic: \_\_\_\_\_



TASTES THIS • LEVEL F • 1

Images: left: © Hemera Technologies/Jupiterimages Corporation;  
center: © Jupiterimages Corporation; right: © Richard Thomas/123RF

SKILL: COMPARE AND CONTRAST

**INSTRUCTIONS:** Have students choose two foods from the book and use the Venn diagram to compare and contrast them.

Name \_\_\_\_\_

apple

mask

lamp

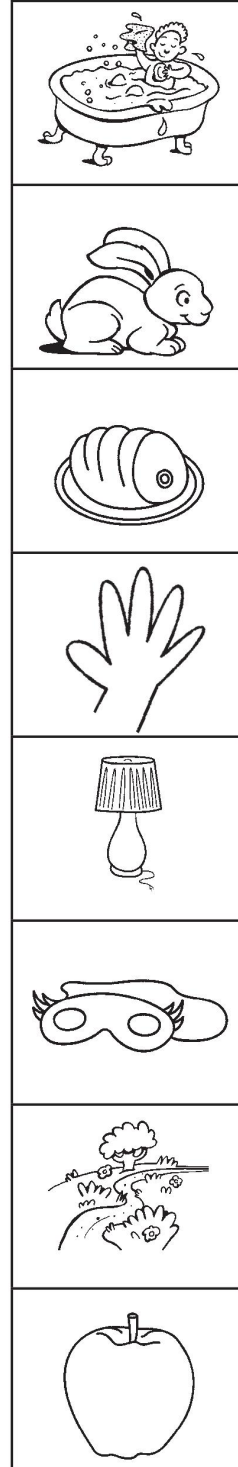
bath

rabbit

hand

ham

path




TASTES THIS • LEVEL F • 2


SKILL: SHORT /a/ VOWEL

**INSTRUCTIONS:** Say the names of the pictures with students. Have students draw a line to match the words with the pictures and circle the short *a* in each word.

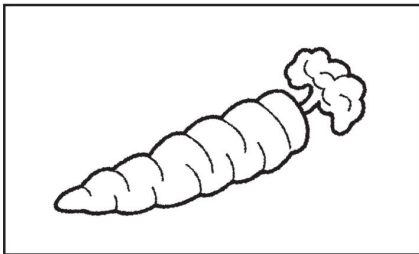
Name \_\_\_\_\_




This is a juicy hamburger.



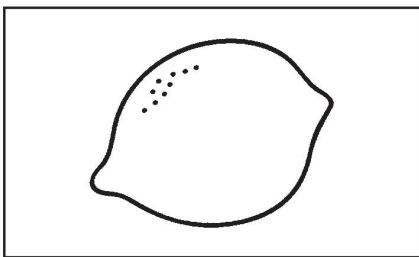
This is a sweet peach.




This is an orange carrot.



This is salty ham.



This is a sour lemon.



This is cold milk.

## My Sentence:

\_\_\_\_\_

**INSTRUCTIONS:** Have students read each sentence and circle the adjective. Then have them write an original sentence about food on the line provided using one of the adjectives.